


Course Completion and Evaluation Form

You can complete this online or download a form here. 

Tell us what you think about your course or workshop. How was it for you? Did you learn some useful techniques? Did you get your outcomes? What else do you need to do or to know to keep on improving? Anything else come to mind? We welcome all of your comments and suggestions...so take 2 minutes now to complete the form below.


What overall course/workshop rating would you like to send?

Excellent, loved it Good So-so Didn't do it for me


What course/workshop did you take ?

Select 


List 3 things you learned about your voice?



List 3 things you learned during your course ?



What was the most useful learning experience



What was the least useful to you?

An empty rectangular text input box with a light beige background. On the right side, there are three vertically stacked arrow buttons: a small upward-pointing triangle, a square, and a downward-pointing triangle. On the bottom side, there are two square buttons: one with a left-pointing arrow and one with a right-pointing arrow.

What more would you like to learn about?

An empty rectangular text input box with a light beige background. On the right side, there are three vertically stacked arrow buttons: a small upward-pointing triangle, a square, and a downward-pointing triangle. On the bottom side, there are two square buttons: one with a left-pointing arrow and one with a right-pointing arrow.

Do you feel enriched by having learned something new and valuable ?

An empty rectangular text input box with a light beige background. On the right side, there are three vertically stacked arrow buttons: a small upward-pointing triangle, a square, and a downward-pointing triangle. On the bottom side, there are two square buttons: one with a left-pointing arrow and one with a right-pointing arrow.

Where can you apply these new skills?

An empty rectangular text input box with a light beige background. On the right side, there are three vertically stacked arrow buttons: a small upward-pointing triangle, a square, and a downward-pointing triangle. On the bottom side, there are two square buttons: one with a left-pointing arrow and one with a right-pointing arrow.

What do you think you can do right now to immediately use what you have learned ?

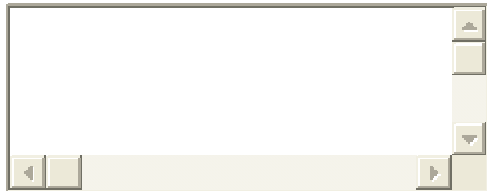
An empty rectangular text input box with a light beige background. On the right side, there are three vertically stacked arrow buttons: a small upward-pointing triangle, a square, and a downward-pointing triangle. On the bottom side, there are two square buttons: one with a left-pointing arrow and one with a right-pointing arrow.

How did you find the presentation of the material? (enjoyable, exciting, boring,empowering...)

An empty rectangular text input box with a light beige background. On the right side, there are three vertically stacked arrow buttons: a small upward-pointing triangle, a square, and a downward-pointing triangle. On the bottom side, there are two square buttons: one with a left-pointing arrow and one with a right-pointing arrow.

Overall course evaluation

Got any other comments you'd like us to know about ?



Tell us how to get in touch with you:

Name

Address

E-mail

Tel

FAX

Please send my reward/s!

Please send completed form to : The Voice Business
P.O. Box 179
Crows Nest. NSW 2065
Australia

If you have any questions please email us at :
admin@voicebusiness.com.au

Thank you. And *CONGRATULATIONS !*

And remember...Enjoy and ...practice...your new skills.